



Hillhead

Subway Station Access Guide

Station

A multi-level Subway station on Byres Road.

Access to the station is by one entrance on Byres Road.

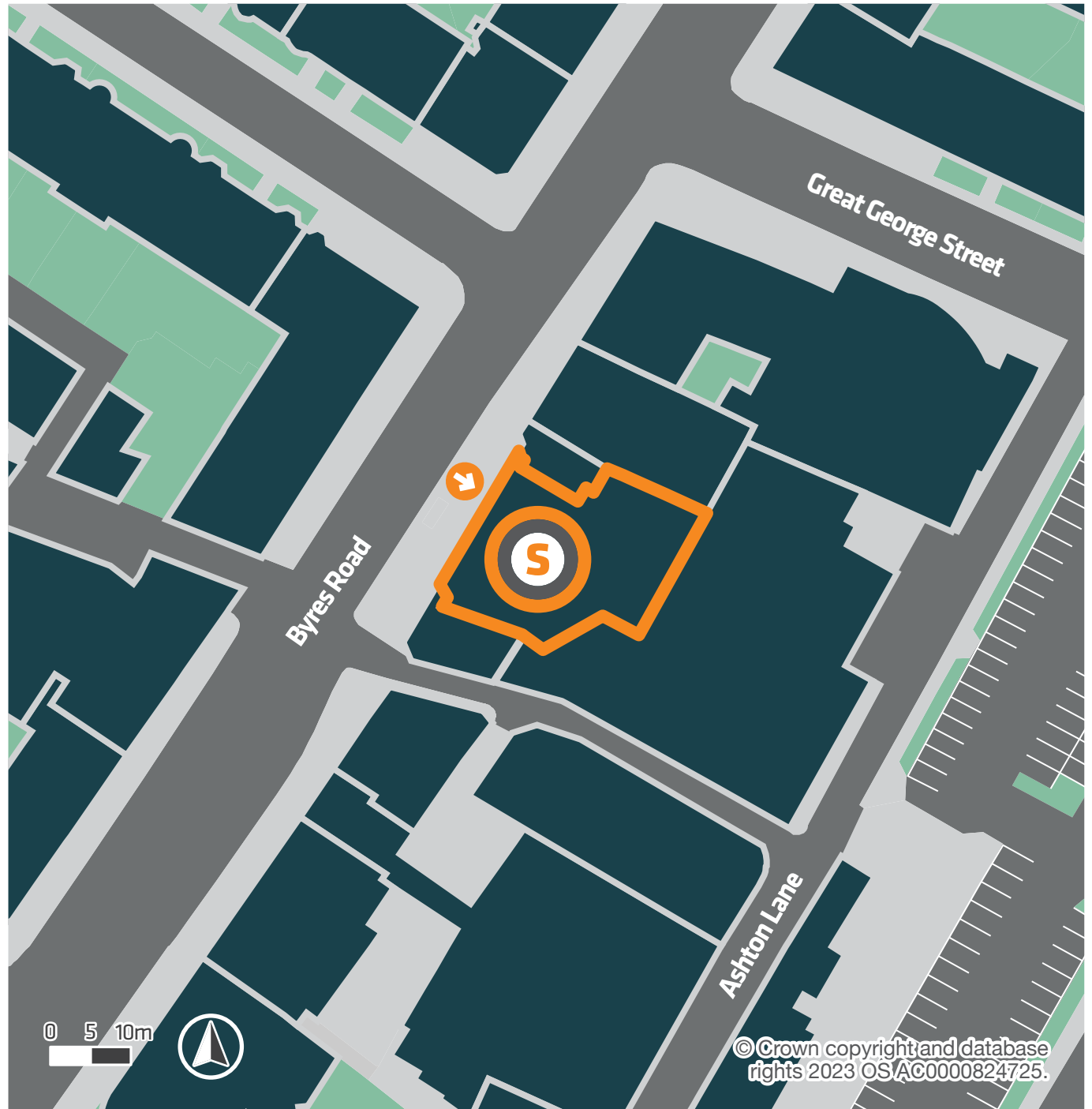
The station has two platforms. One to access trains on the Inner circle and the other for trains on the Outer circle.

There are no designated parking facilities available at this station.

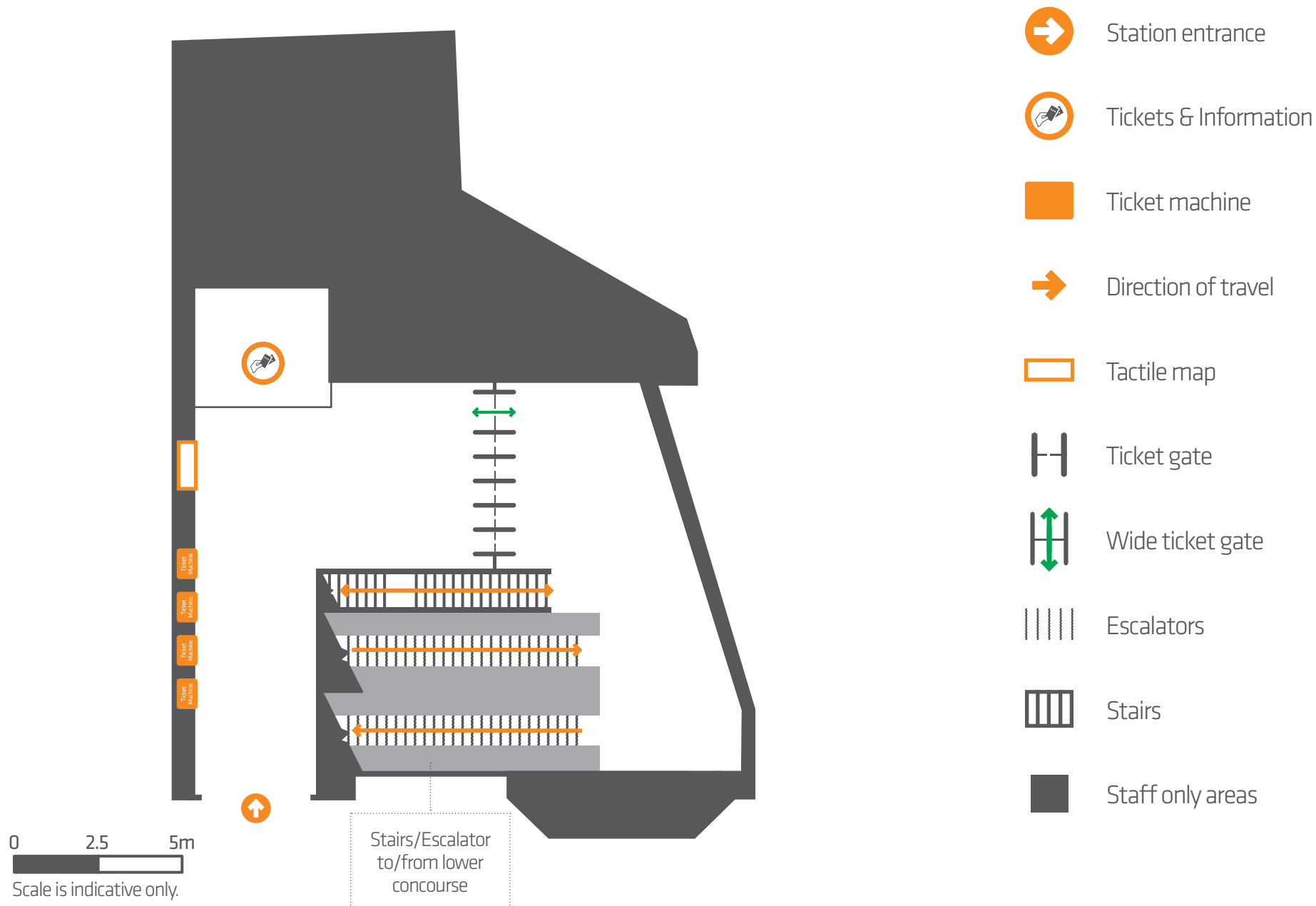
There is no designated pick up/set down area at this station.

Access to the ticketing concourse

Level step free access is provided from Byres Road.



Hillhead Subway station Ticketing concourse diagram



Hillhead Subway station

Ticketing concourse description

Ticketing concourse

The ticket office is located on straight ahead of the station entrance.

Four ticket vending machines are situated on the wall immediately to the left of the station entrance.

Additional station and local area information and a tactile station wayfinding map are located to the left on entering the station, beyond the ticket vending machines.

Anti-reflective, slip resistant flooring is provided throughout the station.

White wayfinding tiles in the floor guide passengers to the ticket office and ticket gate-line.

Platform access is via a ticket gate-line with ticket validators. When entering or leaving the station, customers should always hold their ticket to the validator until a sound is issued and the gate opens.

The ticket gate line is on the right of the ticket office. The ticket gate-line is made up of six ticket gates.

One ticket gate is extra wide to aid passengers travelling with mobility aids, young children or bags.

The wide gate is located at the end of the gate line closest to the ticket office. It is the left-hand gate on entering the station and the righthand gate on leaving.

Stair or escalator access to platforms

Escalators and stairs provide access between the concourse and the platforms. A double right turn is needed to reach the stairs and escalator from the ticket gate-line.

The stairs are to the right and the down escalator is in the middle.

Escalators are available alongside the two uppermost flights of stairs. The upper flight of stairs has 15 steps, and the lower flight has seven steps.

At the bottom of the escalators and stairs, on the lower concourse, a right turn is required to enter a short corridor which provides access to both platforms.

Access to the Outer platform is immediately on the right on entering the corridor. A flight of stairs with 15 steps provides access to the platform.

Access to the Inner platform is further along the corridor past the Outer platform access.

A flight of six stairs provides access up to a landing at the end of the corridor, where a right turn is required to access the two flights of stairs down to the Inner platform. The upper flight has four steps, and the lower flight has 16 steps. There is a landing between the two flights of stairs.

Stair or escalator access to platforms

All stairs have 30-point colour contrast stair nosing.

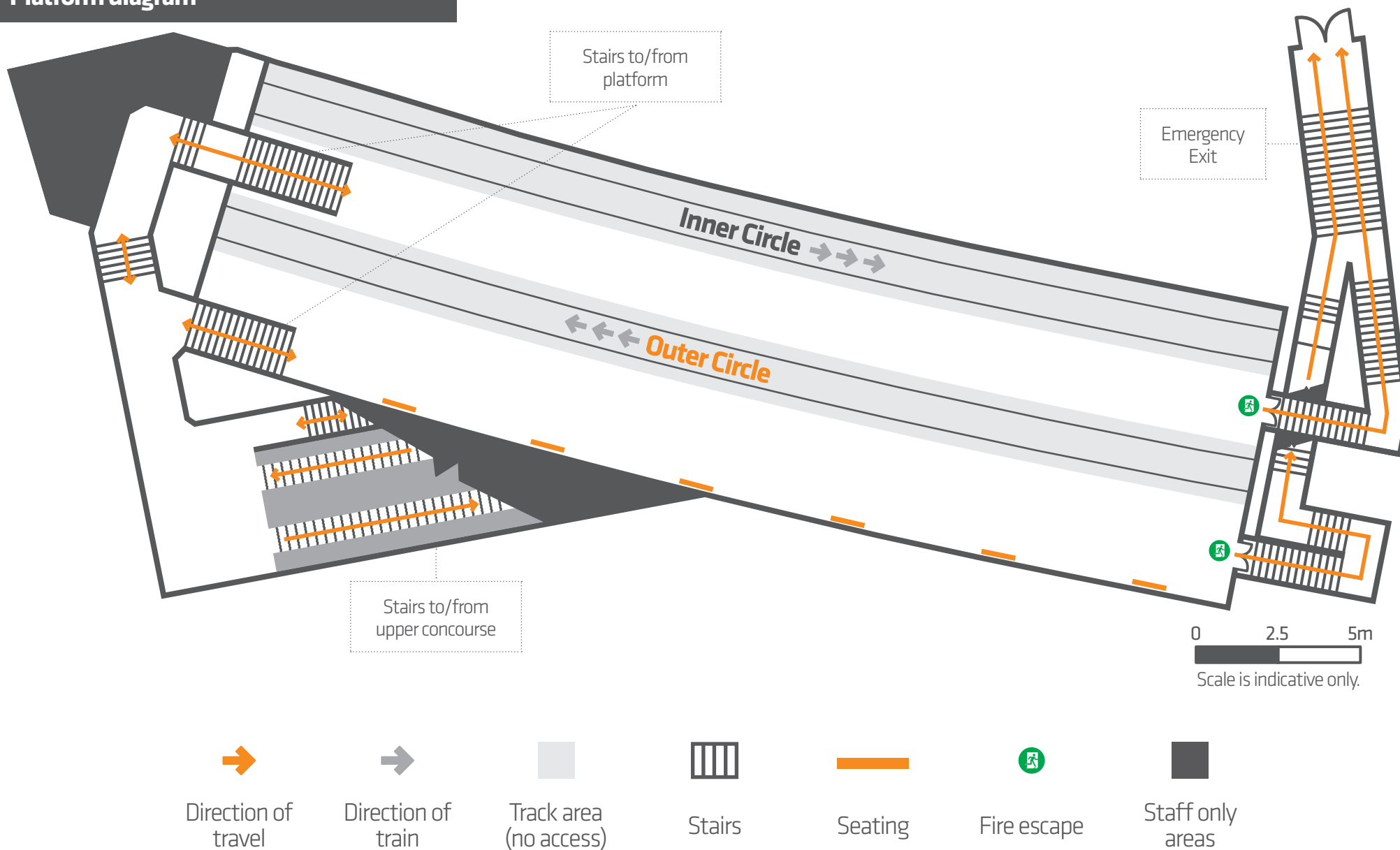
Corduroy tactile tiles indicate the bottom and top of each flight of stairs.

All stairs have double height handrails which are non-reflective and not "cold to touch".

Lift access to platforms

There is no lift access to the platforms.

Hillhead Subway station Platform diagram



Hillhead Subway station

Platform discription

Platforms

This station has two platforms. One for the Inner circle trains and one for Outer circle trains.

The stairs for the Inner platform come out at the end of the platform to the front of the train.

The stairs for the Outer platform come out at the end of the platform to the rear of the train.

The train will arrive on the left-hand side when the passenger steps off the stairs onto both the Inner and Outer platforms.

A solid glass wall with a metal handrail provides a solid back to the right of the Inner platform. This is located to the right when the passenger steps off the stairs onto the platform.

Perch seating is available at intervals along the back wall of Outer platform, to the right on accessing the platform.

Platforms are tiled with anti-reflective, slip resistant tiles.

Blister tactile tiles and white edge marking are provided along the full length of both Inner and Outer platforms.

Customer information systems display the wait time to the next train.

The emergency escape stairs are provided at the end of each platform, at the opposite end from the platform access stairs.

Access between platforms

Access between platforms is via the lower concourse corridor only.

Other information

The station is staffed.

An induction loop is provided at the ticket office window.

Wi-Fi is available in the station.

Audio information announcements are made in the station.

No public toilet facilities.