



Kelvinbridge

Subway Station Access Guide

Station

A multi-level Subway station on Great Western Road.

The station has one platform to access trains on both the Inner and Outer circles.

Access to the station is by two entrances. One entrance from Great Western Road is via escalator. The other entrance is from an area of public realm between South Woodside Road and the station car park.

173 carparking spaces are provided in a surface carpark in front of the station building. Two accessible parking spaces for use by blue badge holders are provided beside the station entrance.

A barrier-controlled entrance provides access to the car park from South Woodside Road at its junction with West Princes Street. The entrance is accessed from Park Road via South Woodside Road. The barrier-controlled exit is also onto South Woodside Road at its junction with West Princes Street.

The carpark is a [Park Mark Safer Parking](#) and [Park Access](#) accredited car park.

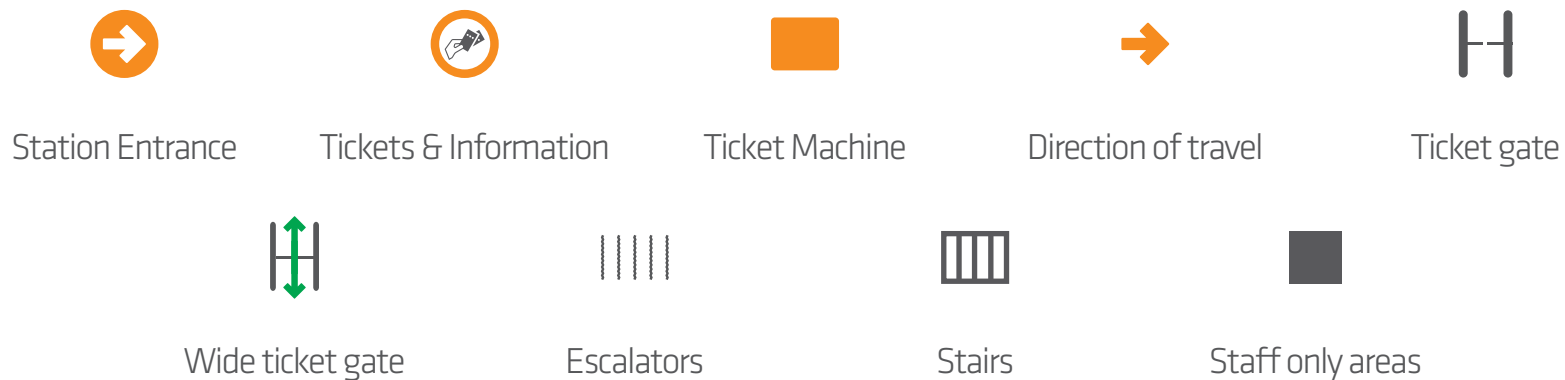
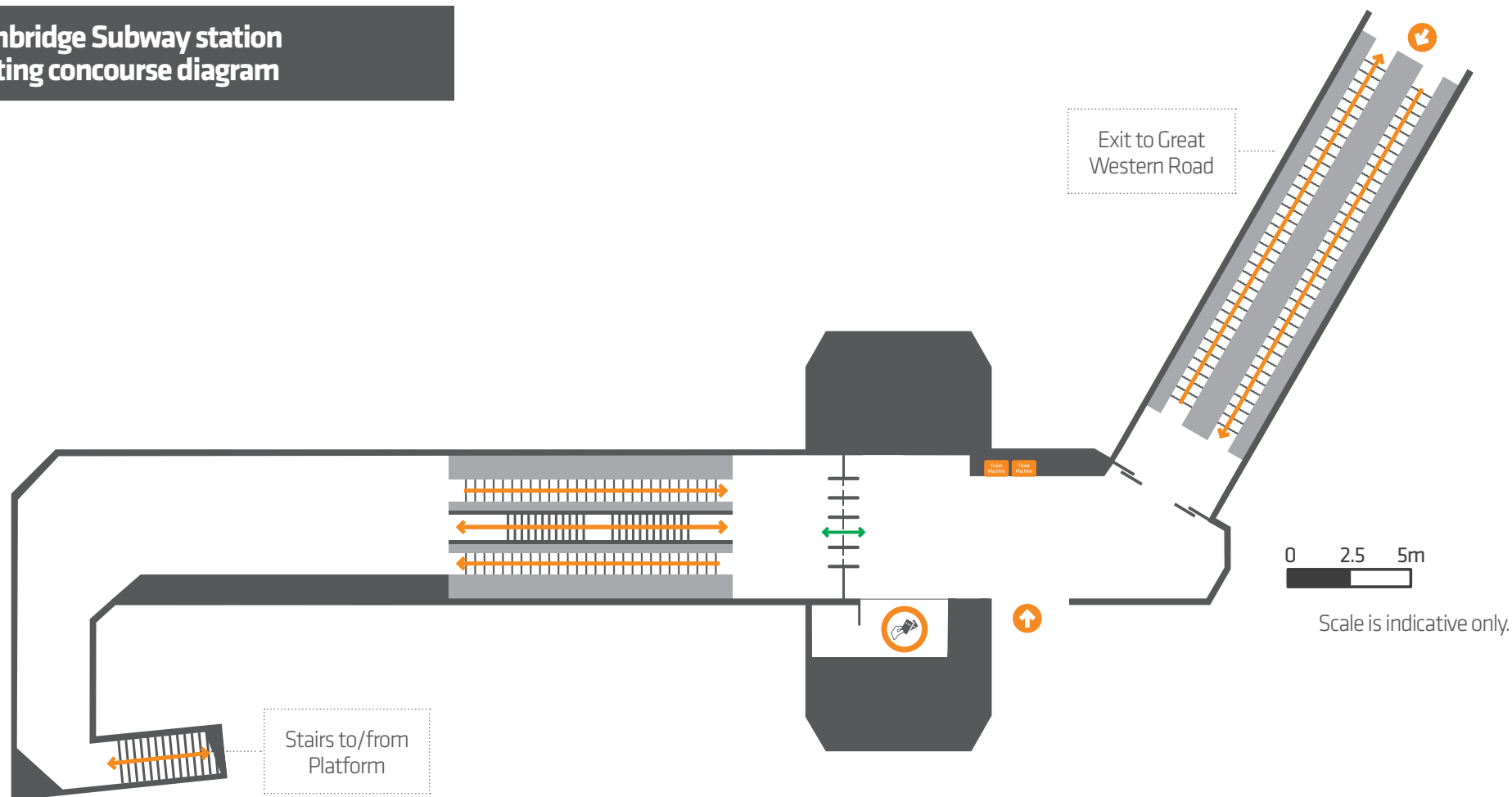
Access to the ticketing concourse

The ticket concourse is located one level down from Great Western Road and is at the same level at South Woodside Road.



© Crown copyright and database rights 2023 OSAC0000824725.

Kelvinbridge Subway station Ticketing concourse diagram



Kelvinbridge Subway station

Ticketing concourse description

Access to the ticketing concourse

Level step free access is provided from the South Woodside Road/carpark entrance.

An escalator provides access from Great Western Road. A slight right turn is required at the bottom of the escalators to access the ticketing concourse. There are automatic glass doors at the entrance to the ticketing concourse from the escalators.

Ticketing concourse

The ticket office is located to the left of the South Woodside Road/carpark entrance and ahead to the left of the Great Western Road entrance.

Two ticket vending machines are located on the wall to the right of the automatic doors at the bottom of the escalators, and straight ahead from the South Woodside Road/carpark entrance.

Anti-reflective, slip resistant flooring is provided throughout the station.

White wayfinding tiles in the floor guide passengers to the ticket office and ticket gate-line.

Platform access is via a ticket gate-line with ticket validators. When entering or leaving the station, customers should always hold their ticket to the validator until a sound is issued and the gate opens.

Ticketing concourse

The ticket gate-line is to the right, when facing the ticket office, ahead to the right from the automatic doors at the bottom of the escalators and to the left from the from the South Woodside Road/carpark entrance.

The ticket gate-line is made up of four ticket gates. One ticket gate is extra wide to aid passengers travelling with mobility aids, young children or bags.

The wide ticket gate is second from the left on entering and second from the right on leaving.

Stair or escalator access to platform

Four flights of stairs provide access to the platform. Escalators are available alongside the three uppermost flights.

Escalators and three flights of stairs provide access between the main concourse and the lower concourse.

The down escalator is ahead to the left after passing through the ticket gate-line. The up escalator is ahead to the right after passing through the ticket gate-line.

The three flights of stairs are between the escalators. Each flight has 12 steps with a landing between them.

The lower concourse is at the bottom of the escalators and stairs. At the far end of this area a double left turn is required to access the flight of stairs between the lower concourse and the platform.

Stair or escalator access to platform

There are 16 steps between the lower concourse and the platform.

All stairs have 30-point colour contrast stair nosing.


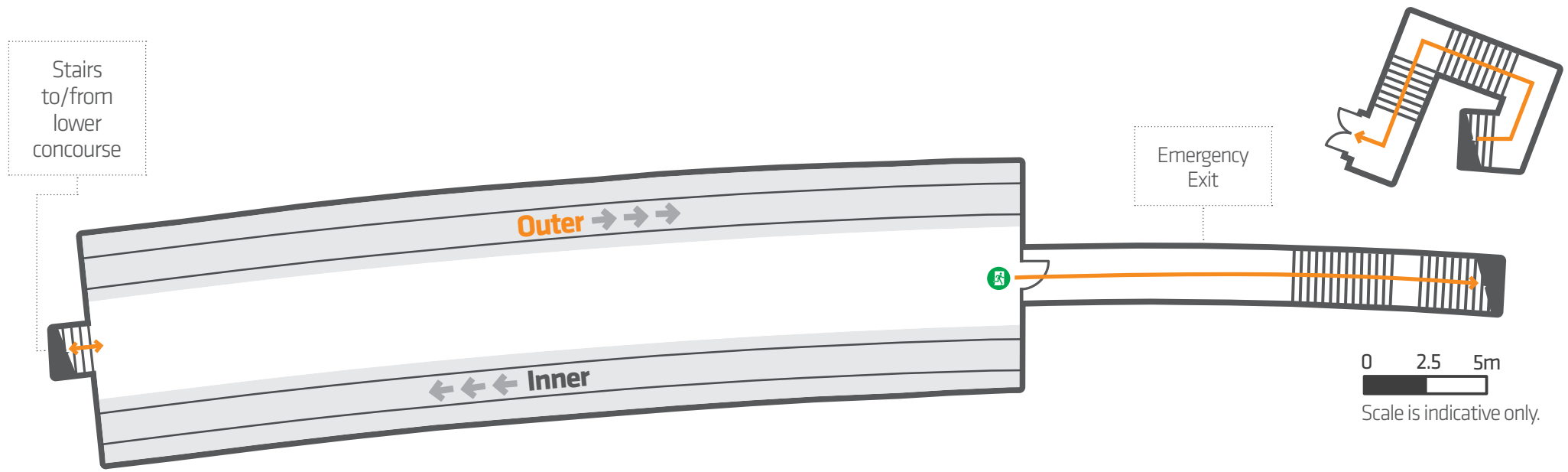
Corduroy tactile tiles indicate the bottom and top of each flight of stairs.

All stairs have double height handrails which are non-reflective and not "cold to touch".

Lift access to platform

There is no lift access.

Kelvinbridge Subway station Platform diagram



Kelvinbridge Subway station

Platform discription

Platform

This station has one island platform. This provides access to trains on both the Inner and Outer circles.

The Inner circle train will depart from the right-hand platform when the passenger accesses platform level.

The Outer circle train will depart from the left-hand platform when the passenger accesses platform level.

Platforms are tiled with anti-reflective, slip resistant tiles.

Blister tactile tiles and white edge marking are provided along the full length of both sides of the island platform to indicate the platform edge.

Customer information systems display the wait time to the next train.

The emergency escape route from the platform is via the escape door at the opposite end of the platform from the access stair.

Other information

The station is staffed.

An induction loop is provided at the ticket office window.

Wi-Fi is available in the station.

Audio information announcements are made in the station.

No public toilet facilities.