



St. George's Cross

Subway Station Access Guide

Station

A multi-level Subway station in the St George's Cross area of the city, at the eastern end of Great Western Road.

The station entrance is one level down from street level and in an island between Great Western Road, Maryhill Road and St George's Place.

The station has one platform to access trains on both the Inner and Outer circles.

There are no designated parking facilities available at this station.

There is no designated pick up/set down area at this station.

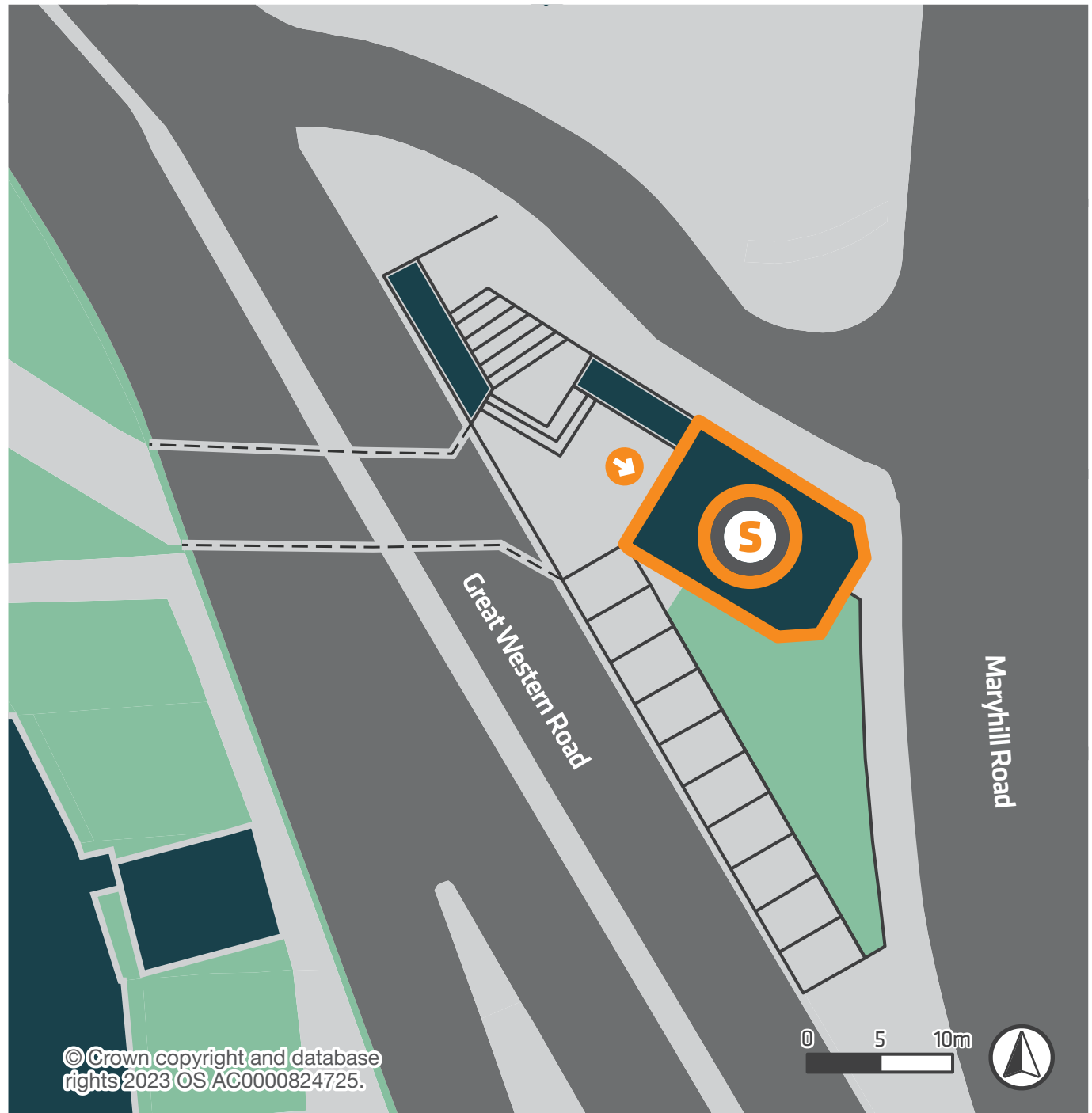
Access to the ticketing concourse

Access to the station concourse is from a forecourt area located one level down from street level.

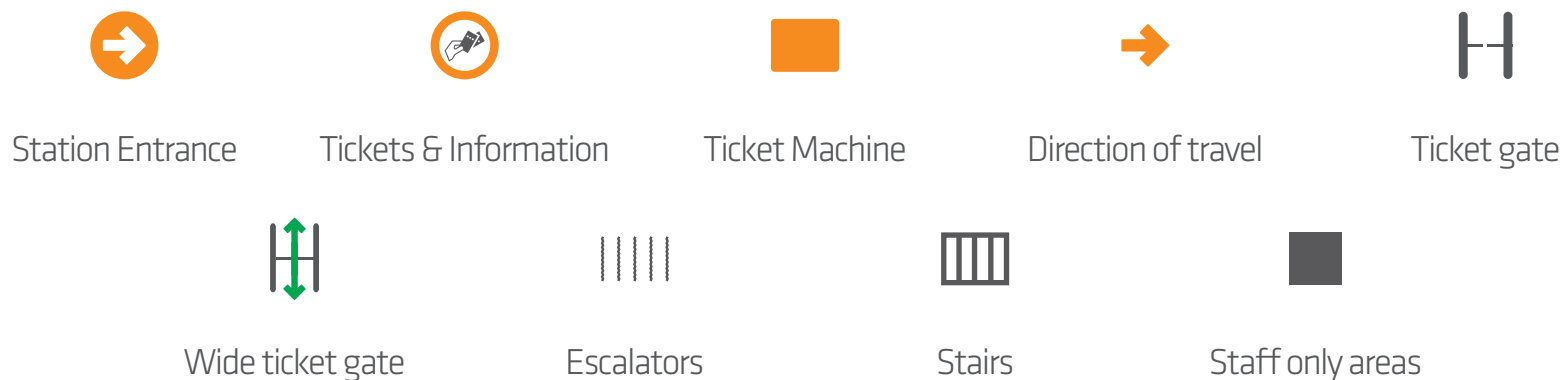
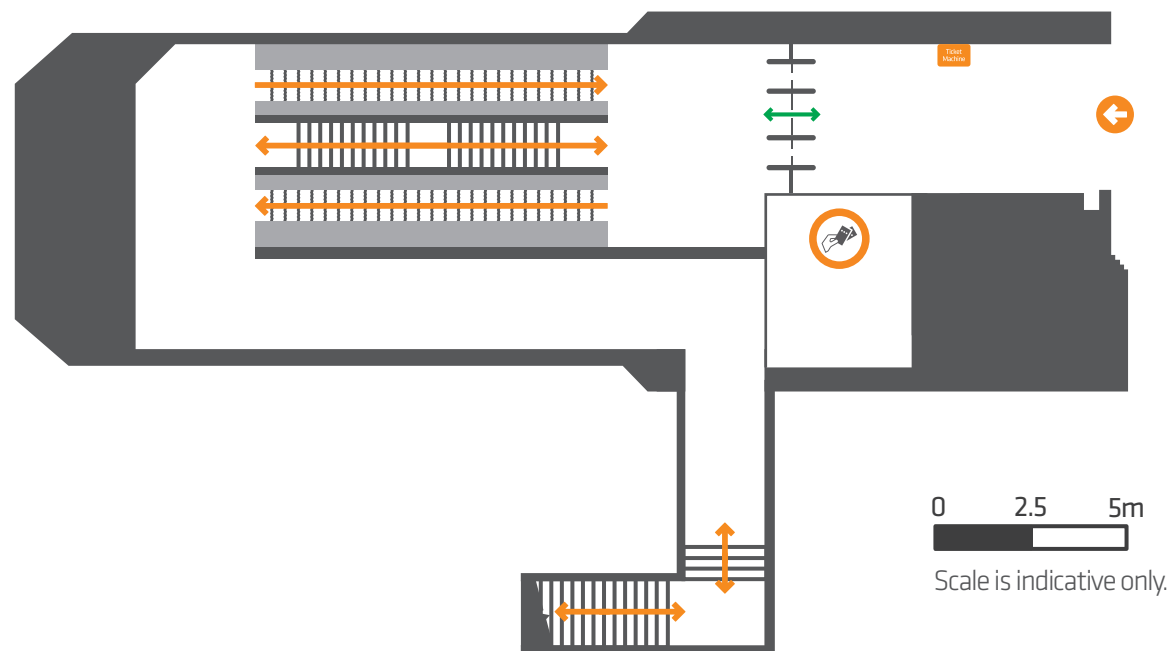
Level, step free access is provided from the forecourt to the station concourse.

There are three access points to the forecourt area.

Stepped access is provided at the junction of Great Western Road and the St George's Place. There are three flights of steps. The lowermost flight has five steps, the middle flight has nine steps, and the upper flight has nine steps.



St. George's Cross Subway station Ticketing concourse diagram



St. George's Cross Subway station

Ticketing concourse description

Access to the ticketing concourse

Step free ramped access is available from the southern side of Great Western Road. This ramp can also be accessed from Melrose Street by a flight of 15 steps.

Access is also available from Maryhill Road by 11 long, shallow steps.

Ticketing concourse

The ticket office is located to the left of the station entrance.

One ticket vending machine is located on the wall to the right of the entrance.

Anti-reflective, slip resistant flooring is provided throughout the station.

White wayfinding tiles in the floor guide passengers to the ticket office and ticket gate-line.

Platform access is via a ticket gate-line with ticket validators. When entering or leaving the station, customers should always hold their ticket to the validator until a sound is issued and the gate opens.

The ticket gate-line is made up of three entry gates. One entry gate is extra wide to aid passengers travelling with mobility aids, young children or bags.

The ticket gate-line is to the right of the ticket office or straight on from the entrance when entering the station. The wide ticket gate is in middle of the ticket gate-line.

Stair or escalator access to platform

Four flights of stairs provide access to the platform. Escalators are available alongside the two uppermost flights.

Escalators and two flights of stairs provide access between the main concourse and the lower concourse.

The down escalator is ahead to the left after passing through the ticket gates. The up escalator is ahead to the right after passing through the ticket gates.

The stairs are between the escalators, The upper flight of stairs has eleven steps, and the lower flight has eleven steps.

At the bottom of the escalators and stairs a double left turn provides access to a corridor.

Two flights of stairs provide access between the lower concourse corridor and the platform. The stairs are accessed by a right turn at the end of the corridor.

The upper flight of stairs has four steps and the lower flight has 14.

There is a landing between the flights where a right turn is needed to reach the next flight.

All stairs within the station have 30-point colour contrast stair nosing.

Corduroy tactile tiles indicate the bottom and top of each flight of stairs.

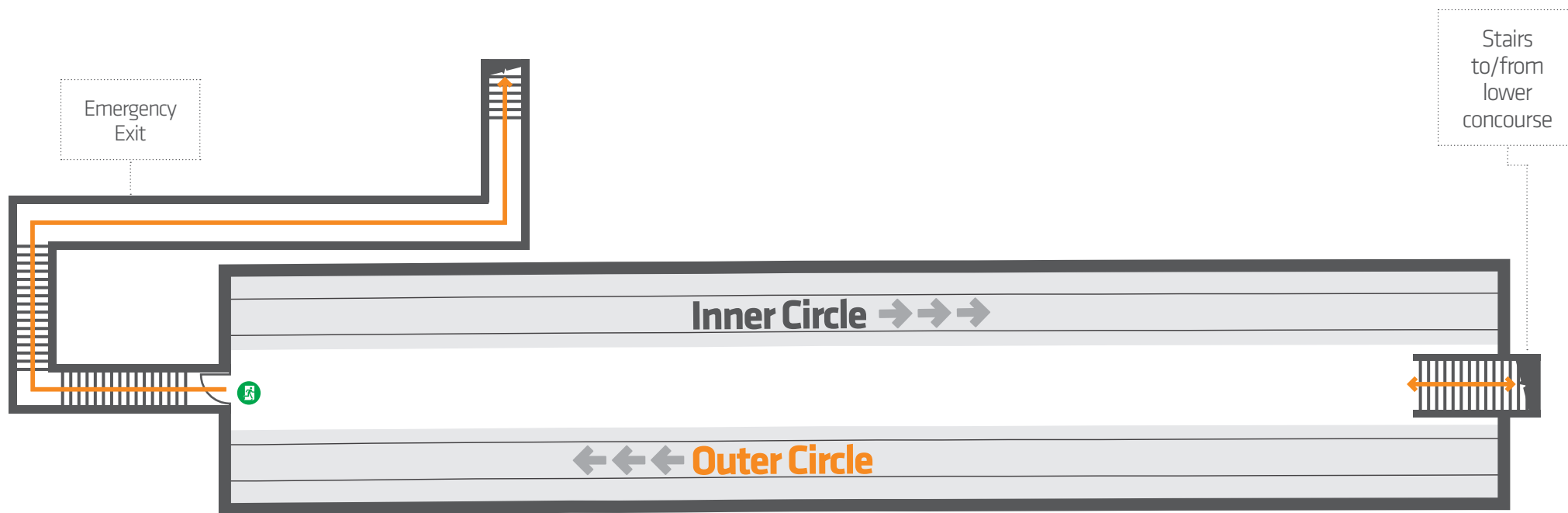
Stair or escalator access to platform

All stairs within the station have double height handrails which are non-reflective and not "cold to touch".

Lift access to platform

There is no lift access.

St. George's Cross Subway station Platform diagram



0 2.5 5m



Scale is indicative only.



Direction of
travel



Direction of
train



Track area
(no access)



Stairs



Seating



Fire escape



Staff only
areas

St. George's Cross Subway station

Platform discription

Platform

This station has one island platform. This provides access to trains on both the Inner and Outer circles.

The Inner circle train will depart from the left-hand side of the platform when the passenger accesses platform level.

The Outer circle train will depart from the right-hand side of the platform when the passenger accesses platform level.

Platforms are tiled with anti-reflective, slip resistant tiles.

Blister tactile tiles and white edge marking are provided along the full length of both sides of the platform to indicate the platform edge.

Customer information systems display the wait time to next train.

The emergency escape route from the platform is via the escape door at the opposite end of the platform from the access stair.

Other information

The station is staffed.

An induction loop is provided at the ticket office window.

Wifi is available in the station.

Audio information announcements are made in the station.

No public toilet facilities are available.