



West Street

Subway Station Access Guide

Station

A multi-level Subway station at the junction of West Street and Shields Road.

The station has one platform to access trains on both the Inner and Outer circles.

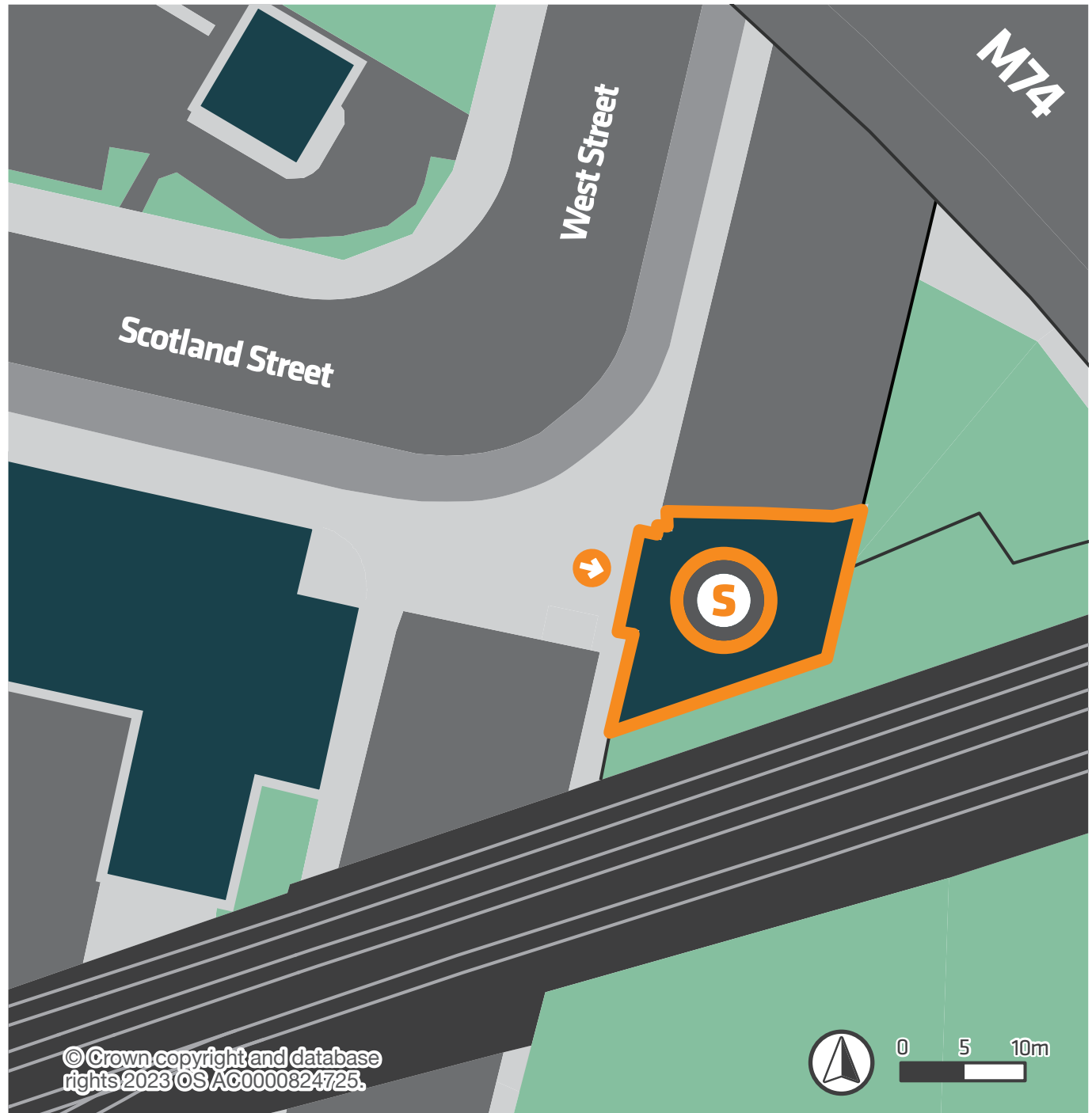
Access to the Subway Station is from an area of public realm.

There are no designated parking facilities available at this station.

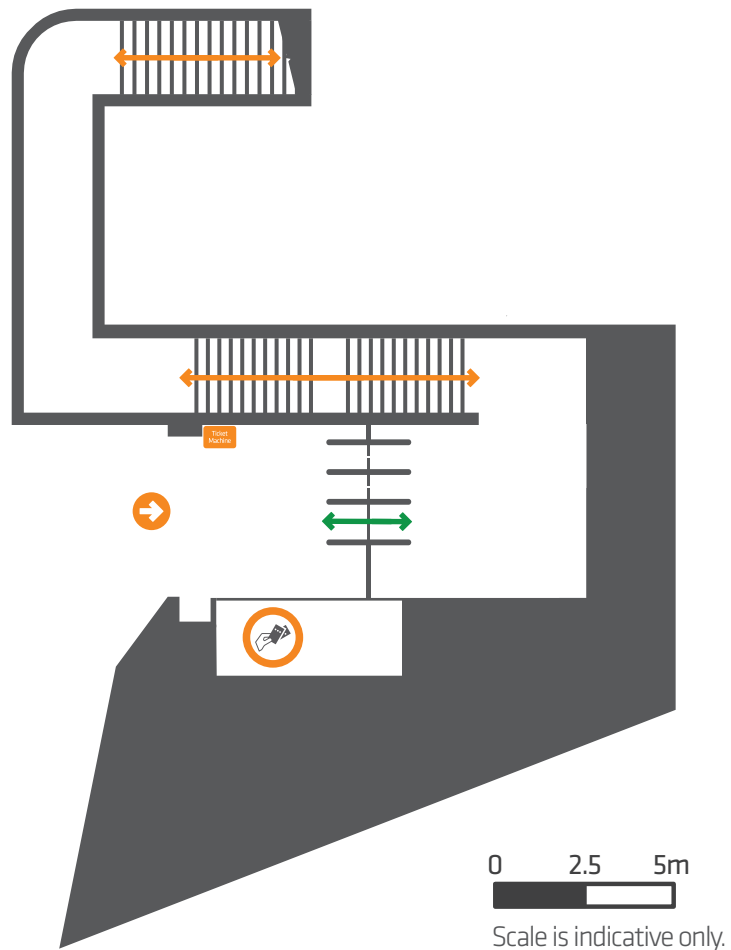
There is no designated pick up/set down area at this station.









Access to the ticketing concourse

Level, step free access is provided from the entrance into the ticket concourse.



West Street Subway station Ticketing concourse diagram



-  Station entrance
-  Tickets & Information
-  Ticket machine
-  Direction of travel
-  Ticket gate
-  Wide ticket gate
-  Stairs
-  Staff only areas

West Street Subway station

Ticketing concourse description

Ticketing concourse

The ticket office is located to the right of the station entrance.

A ticket vending machine is located to the left of the entrance, opposite the ticket office.

Anti-reflective, slip resistant flooring is provided throughout the station.

White wayfinding tiles in the floor guide passengers to the ticket office and ticket gate-line.

Platform access is via a ticket gate-line with ticket validators. When entering or leaving the station, customers should always hold their ticket to the validator until a sound is issued and the gate opens.

The ticket gate-line is to the left of the ticket office, or straight on from the entrance, when entering the station. The ticket gate-line is made up of three entry gates.

One entry gate is extra wide to aid passengers travelling with mobility aids, young children or bags.

The wide access gate is the furthest to the right, closest to the ticket office.

Stair or escalator access to platform

Two flights of stairs provide access between the ticket concourse and the platform.

The stairs are to the left of the ticket gate-line. Two left turns provide access to the first flight of stairs which has 11 steps to a landing, followed by another 11 steps which connect to a short corridor. Two right turns are needed to reach the second flight of stairs to access the platform. This flight has 15 steps.

All stairs have 30-point colour contrast stair nosing.

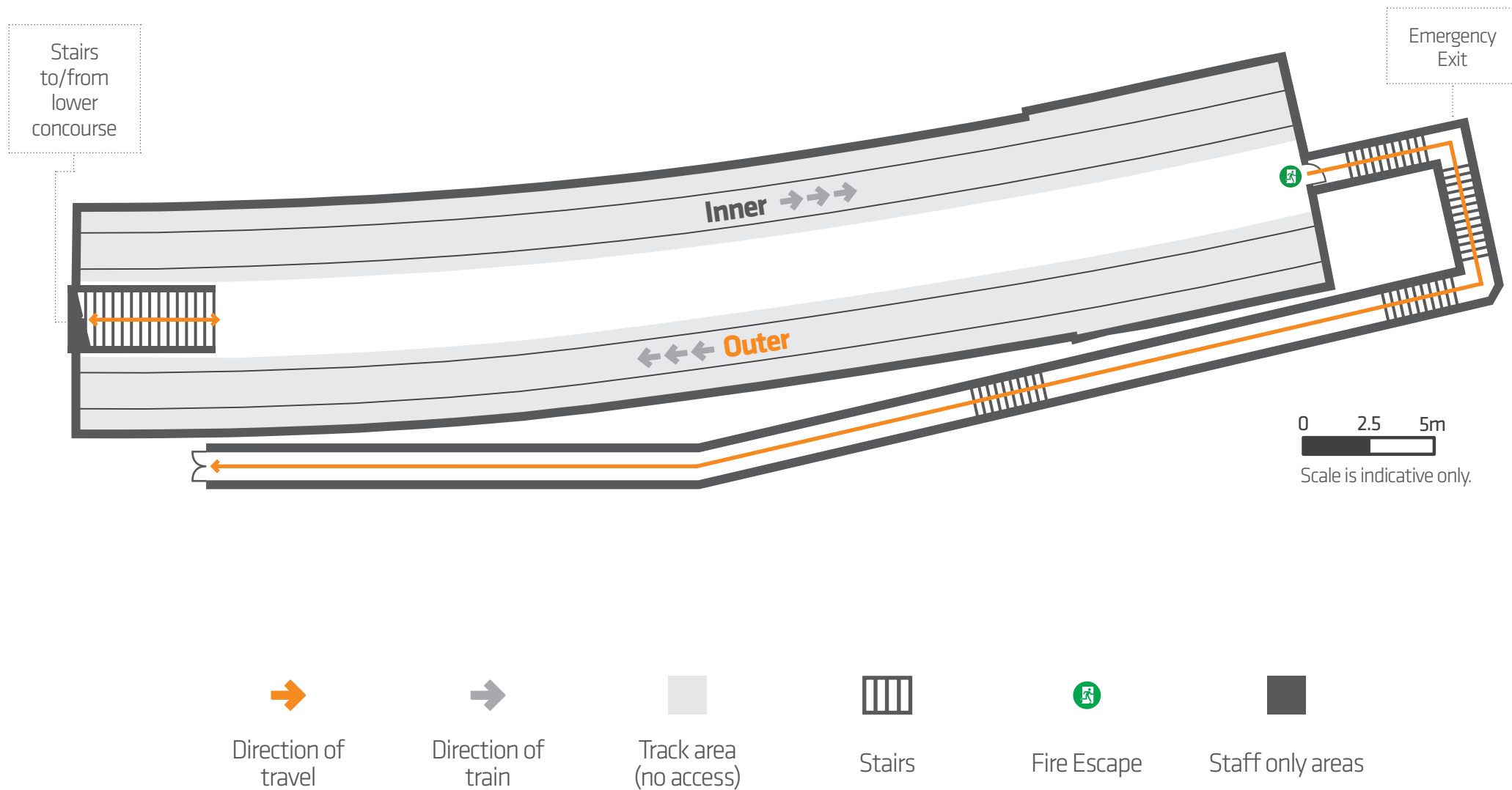
Corduroy tactile tiles indicate the bottom and top of each flight of stairs.

All stairs have double height handrails which are non-reflective and not "cold to touch".

Lift access to platform

There is no lift access to the platform.

West Street Subway station Platform diagram



West Street Subway station

Platform discription

Platform

This station has one island platform. This provides access to trains on both the Inner and Outer circles.

The Outer circle train will depart from the right-hand platform when the passenger accesses platform level.

The Inner circle train will depart from the left-hand platform when the passenger accesses platform level.

Platforms are tiled with anti-reflective, slip resistant tiles.

Blister tactile tiles and white edge marking are provided along the full length of both sides of the island platform to indicate the platform edge.

Customer information systems display the wait time to next train.

The emergency escape route from the platform is via the escape door at the opposite end of the platform from the access stair.

Other information

The station is staffed.

An induction loop is provided at the ticket office window.

Wi-Fi is available in the station.

Audio information announcements are made in the station.

No public toilet facilities.