



Partick

Subway Station Access Guide

Station

A multi-level Subway station located within Partick Interchange on Merkland Street in Partick.

ScotRail trains operating on the Argyle line depart from the upper level of this station. Access information for Partick rail station is available from [ScotRail](#).

The Subway station has two platforms. One to access trains on the Inner circle and the other for trains on the Outer circle.

Access to the station is by two entrances, the main entrance is from an area of public realm off Merkland Street. A second entrance connects to the foot path linking to Beith Street.

Partick bus station is in front of the station building on Merkland Street. There is a separate access guide for [Partick bus station](#).

There are no designated parking facilities available at this station.












There is no designated pick up/set down area at this station.

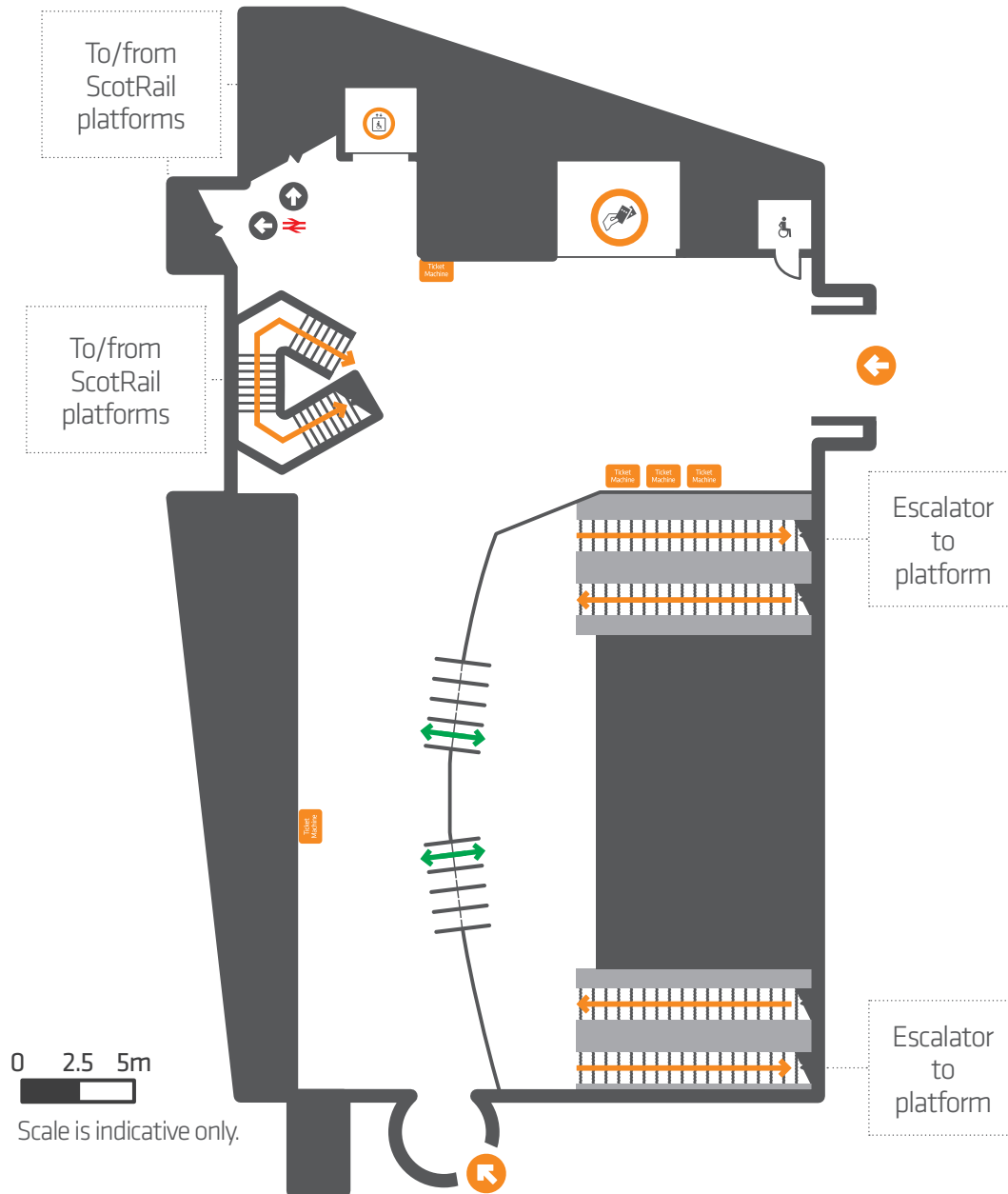
Access to the ticketing concourse

Level step free access is provided from both the main Merkland Street entrance, and the Beith Street entrance.



Partick Subway station Ticketing concourse diagram

-  Station entrance
-  Tickets & Information
-  Ticket machine
-  Direction of travel
-  Ticket gate
-  Wide ticket gate
-  Escalators
-  Disabled toilet
-  Lift to ScotRail platforms
-  Stairs
-  Staff only areas



Partick Subway station

Ticketing concourse description

Ticketing concourse

The ticket concourse is shared with ScotRail.

The SPT ticket office is located within the two information windows closest to the main station entrance. These are located to the right on entering via the main Merkland Street entrance and straight-ahead, to the right, from the Beith Street entrance.

There are five Subway ticket vending machines in the concourse. Three are situated to the left of the main Merkland Street entrance, one is situated on the wall to the left of the ticket office, and one is situated directly opposite the ticket gate line.

An accessible toilet is available at this station. It is located between the main station entrance and the SPT ticket office. Customers can access this using their RADAR key.

A coffee and refreshment outlet is located on the concourse on the left of the main Merkland Street entrance.

Anti-reflective, slip resistant flooring is provided throughout the station.

White wayfinding tiles in the floor guide passengers to the ticket office and ticket gate-line.

Platform access is via a ticket gate line with ticket validators. When entering or leaving the station, customers should always hold their ticket to the validator until a sound is issued and the gate opens.

Ticketing concourse

The ticket gate line is immediately to the right on entering the station from the Beith Street entrance. From the ticket office the ticket gate line is ahead to the left.

The ticket gate-line is made up of eight ticket gates, separated into two groups of four gates.

Two ticket gates are extra wide to aid passengers travelling with mobility aids, young children or bags.

When going to or from the platform the wide ticket gates are furthest right on the left group of gates, and furthest left on the right group of gates.

Stair or escalator access to platforms

Escalators provide access between the station concourse and the Inner and Outer platforms.

There is no fixed stair access to the platforms at this station.

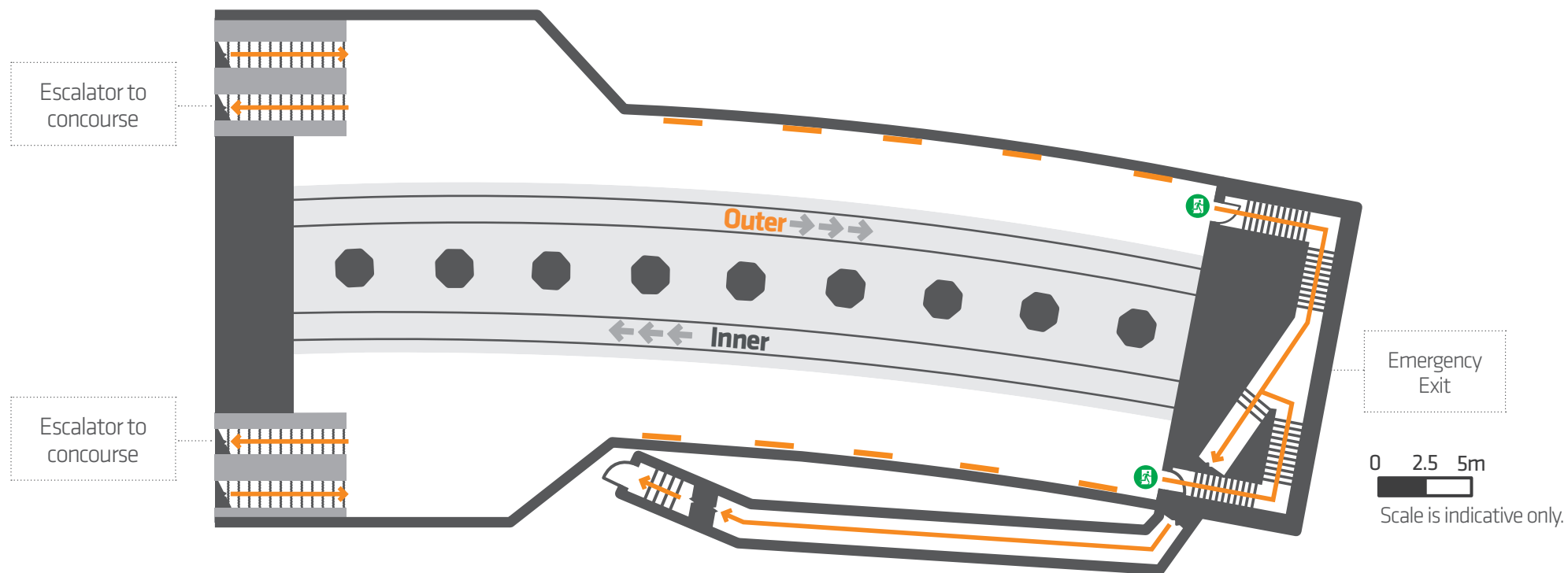
Escalators may be turned off by staff on request to provide fixed stair access. The fixed flights of stairs created by the escalators when stopped are steep and long.

Stair or escalator access to platforms

On passing through the ticket gate line the escalators serving the Outer platform are to the left and the Inner platform to the right.

The escalator down to the Outer platform is furthest to the right on passing through the ticket gate line. The escalator down to the Inner platform is furthest to the left on passing through the ticket gate line.

Partick Subway Station Platform diagram



- Direction of travel
- Direction of train
- Track area (no access)
- Escalator
- Stairs
- Seating
- Fire escape
- Staff only areas

Partick Subway station

Platform description

Platforms

This station has two platforms. One for the Inner circle trains and one for Outer circle trains.

The platform is on the right-hand side when the passenger steps off the escalators onto Outer platform.

The platform is on the left-hand side when the passenger steps off the escalators onto Inner platform.

The escalators are to the rear of the train on the Outer platform and the front of the train on the Inner platform.

Customer information systems display the wait time to next train.

Perch seating is available at intervals along the back wall of both platforms, to the left, on accessing the platform.

Platforms are tiled with anti-reflective, slip resistant tiles.

Blister tactile tiles and white edge marking are provided along the full length of both platforms, to indicate the platform edge. Customer information systems display the wait time to next train.

The emergency route from both platforms is via the escape door at the opposite end of the platform from the access escalator.

Access between platforms

Access between platforms is via the ticketing concourse only.

Other information

The station is staffed.

An induction loop is provided at the ticket office window.

Wi-Fi is available in the station.

Audio information announcements are made in the station.