



St. Enoch

Subway Station Access Guide

Station

A multi-level Subway station in St Enoch Square at the southern end of Buchanan Street, between Argyle Street and Howard Street.

The station has two platforms. One to access trains on the Inner circle and the other for trains on the Outer circle.

Access to the Subway Station is by two entrances in St Enoch Square: one faces Howard Street and the other Argyle Street.

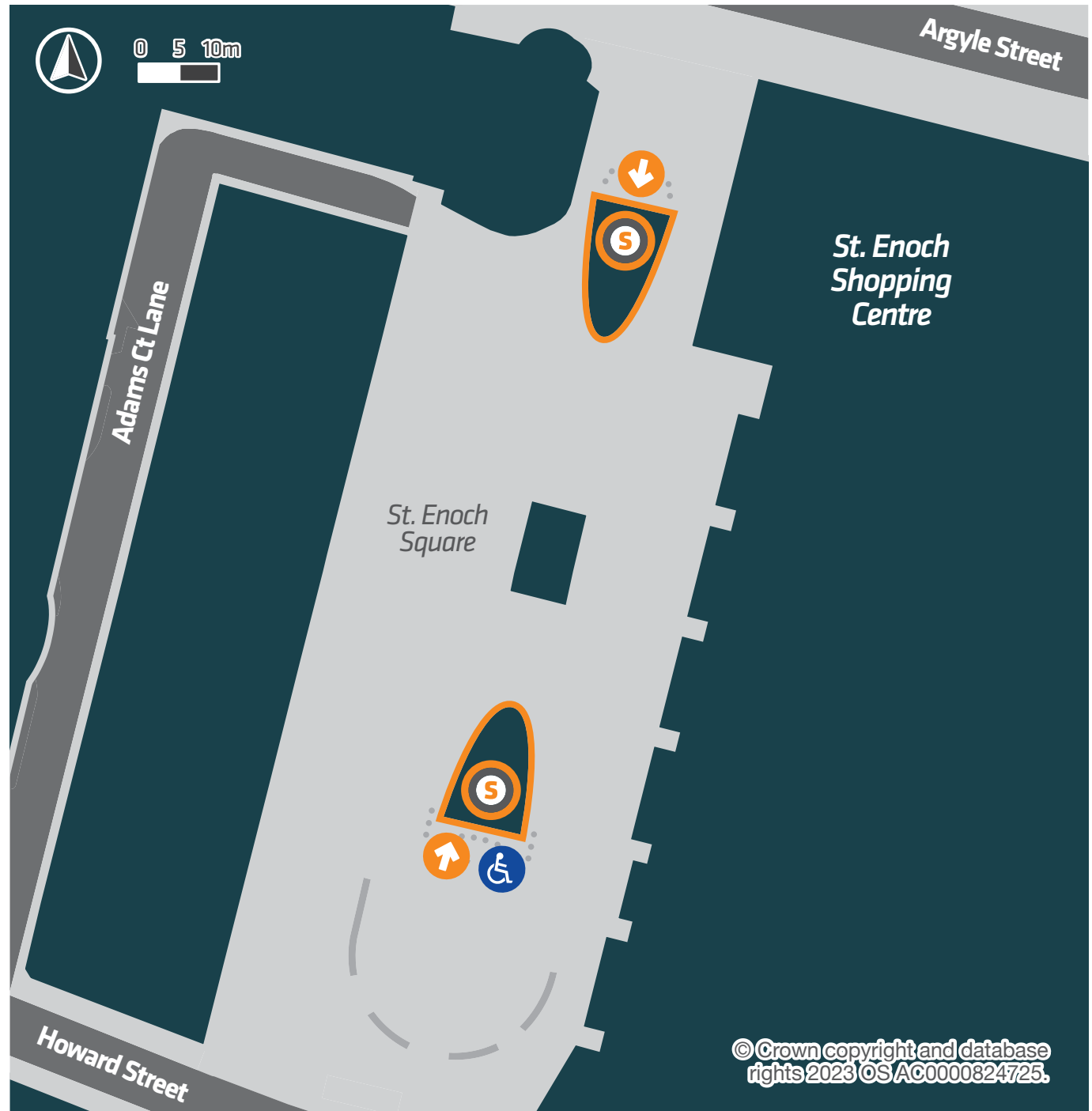
There are no designated parking facilities available at this station.

There is no designated pick up/set down area at this station.

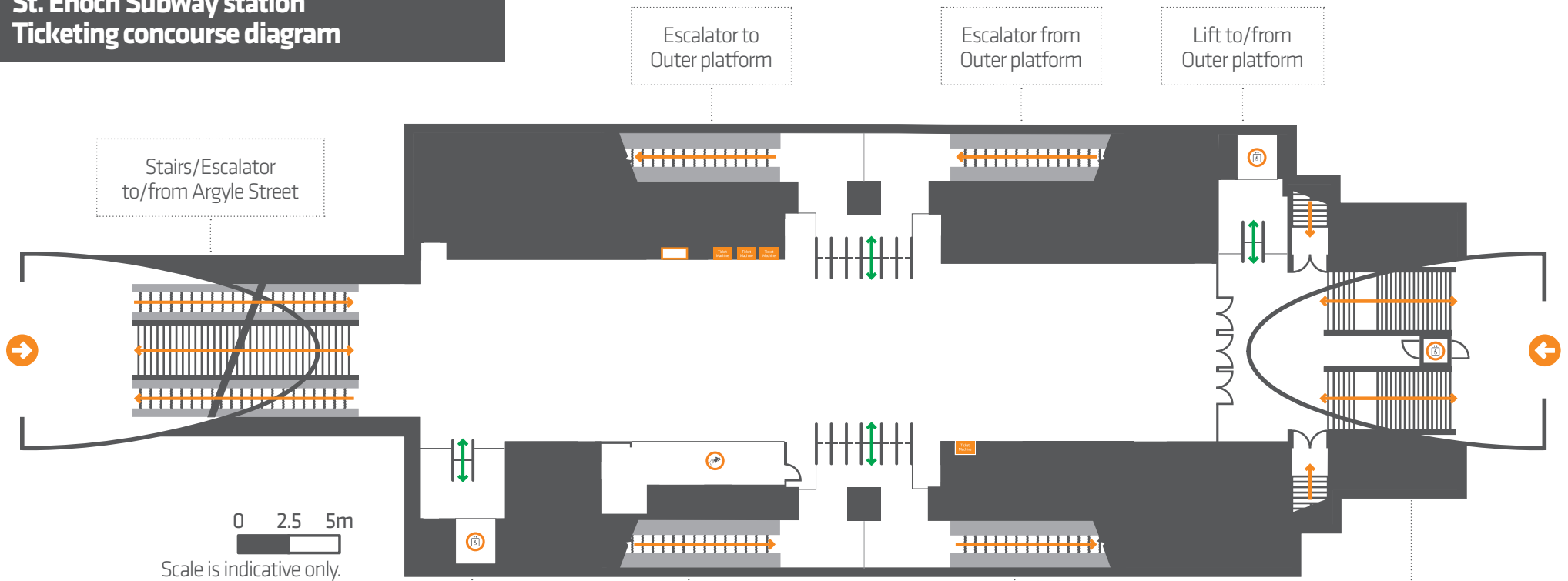
Access to the ticketing concourse

The ticket concourse is located one level below street level. A lift, stairs and escalators provide access.

Access to the ticket concourse from the Howard Street entrance is by stairs and a lift. Two sets of stairs are provided on either side of the lift. Both sets of stairs are made up of two flights with a small landing in between. The upper flight of stairs has 14 steps, and the lower flight has five steps.



St. Enoch Subway station Ticketing concourse diagram



Station Entrance



Tickets & Information



Ticket Machine



Direction of travel



Tactile map



Ticket gate



Wide ticket gate



Escalators



Lift



Stairs



Staff only areas

St. Enoch Subway station

Ticketing concourse description

Access to the ticketing concourse

Access to the ticket concourse from Argyle Street is by escalators as well as by two flights of stairs with a small landing between them. The upper flight of stairs has 14 steps, and the lower flight has 15 steps.

All stairs have 30-point colour contrast stair nosing.

Corduroy tactile tiles indicate the bottom and top of each flight of stairs.

All stairs have double height handrails which are non-reflective and not “cold to touch”.

Ticketing concourse

On accessing the concourse from Howard Street, the ticket office is on the left-hand side, beyond the Inner gate line.

On accessing the concourse from Argyle Street, the ticket office is on the right-hand side, before the Inner circle gate line.

The station has four ticket vending machines. One between the Howard Street entrance and the Inner gate line and three between the Argyle Street entrance and the Outer gate line.

Anti-reflective, slip resistant flooring is provided throughout the station.

Ticketing concourse

White wayfinding tiles in the floor guide passengers to the ticket office and ticket gate-line.

Platform access is via a ticket gate-line with ticket validators. When entering or leaving the station, customers should always hold their ticket to the validator until a sound is issued and the gate opens.

Both Inner and Outer ticket gate-lines are made up of six entry gates.

One entry gate in each gate-line is extra wide to aid passengers travelling with mobility aids, young children or bags.

The Outer circle platform is accessed from the right hand-side ticket gate-line on entry from the Howard Street entrance and left hand-side ticket gate-line on entry from the Argyle Street entrance. The wide ticket gate is second from the right when facing the ticket gate-line.

The Inner circle platform is accessed from the left hand-side ticket gate-line on entry from the Howard Street entrance and right hand-side ticket gate-line on entry from the Argyle Street entrance. The wide ticket gate is third from the right when facing the ticket gate-line.

Stair or escalator access to platform

Escalators provide access between the station concourse and the Inner and Outer platforms.

Stair or escalator access to platform

There is no fixed stair access to the platforms at this station.

Escalators may be turned off by staff on request to provide fixed stair access. The fixed flights of stairs created by the escalators when stopped are steep and long.

The escalator down to the Outer platform is to the left on passing through the ticket gate-line.

The escalator down to the Inner platform is to the right on passing through the ticket gate-line.

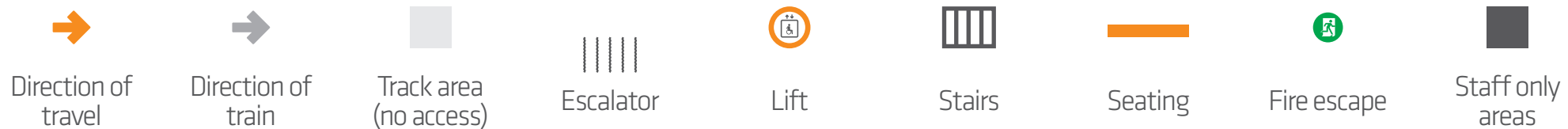
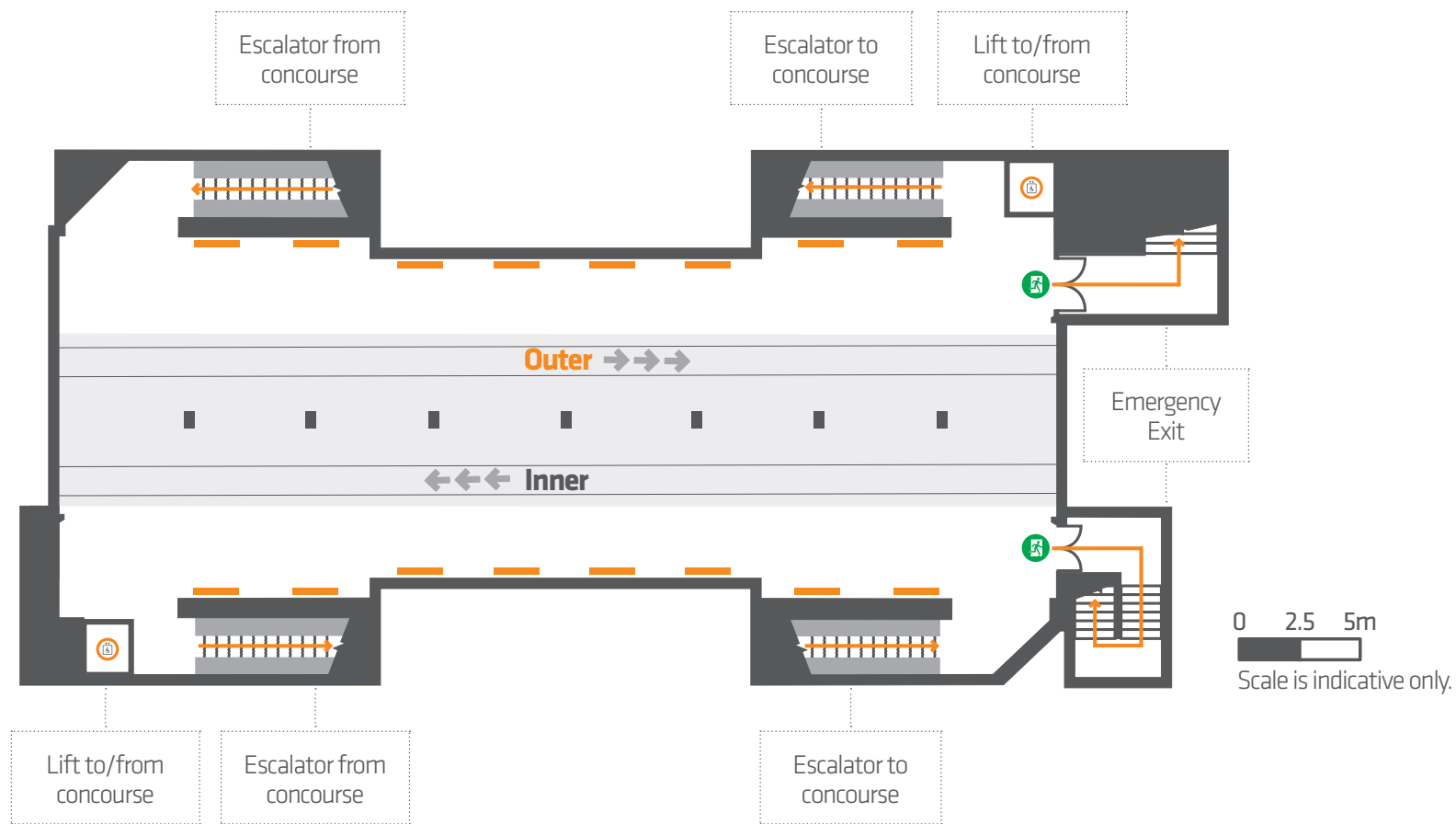
Lift access to platform

Both the Inner and Outer platform lifts are not accessed or located through the main ticket gate-lines. Individual wide access ticket gates give access to both lifts. When entering or leaving the station, customers should always hold their ticket to the validator until a sound is issued and the gate opens.

The lift to the Outer platform is located close to the foot of the stairs at the Howard Street entrance. It is to the right on entry from the Howard Street entrance and on exiting the lift between street and the ticketing concourse.

The lift to the Inner platform is located close to the Argyle Street Entrance. It is to the right on entry from the Argyle Street entrance and on the left, past the ticket office, on entry from the Howard Street Entrance and on exiting the lift between street and the ticketing concourse.

St. Enoch Subway station Platform diagram



St. Enoch Subway station

Platform discription

Platforms

This station has two platforms. One for the Inner circle trains and one for Outer circle trains.

Both Inner and Outer platform access escalators emerge at the back of the platform. When the train stops the down escalator will be beside the rear of the train.

The platform is on the right-hand side when the passenger steps off the escalators onto both the Inner and Outer platforms.

The lifts are located at the back of both the Inner and Outer platforms, beside the up escalator and closest to where the train stops. Lifts are not to be used in the event of a fire evacuation.

Perch seating is available at intervals along the back wall of both platforms, to the left, on accessing the platform.

Platforms are tiled with anti-reflective, slip resistant tiles.

Blister tactile tiles and white edge marking are provided along the full length of both platforms, to indicate the platform edge.

Customer information systems display the wait time to the next train.

The emergency escape stair is at the end of each platform. This is beside the escalator up to the ticket concourse on the Outer platform and beside the escalator down, on the Inner platform.

Access between platforms

Access between platforms is via the ticketing concourse only.

Other information

The station is staffed.

An induction loop is provided at the ticket office window.

Wi-Fi is available in the station.

No public toilet facilities are available.

Audio information announcements are made in the station.