



Cessnock

Subway Station Access Guide

Station

A multi-level Subway station just off Paisley Road West.

The station has one platform to access trains on both the Inner and Outer circles.

Access to the Subway Station is through a tenement building on Cessnock Street. Two sets of steps provide access down to the station entrance level: One from Cessnock Street and to the south from Walmer Crescent.

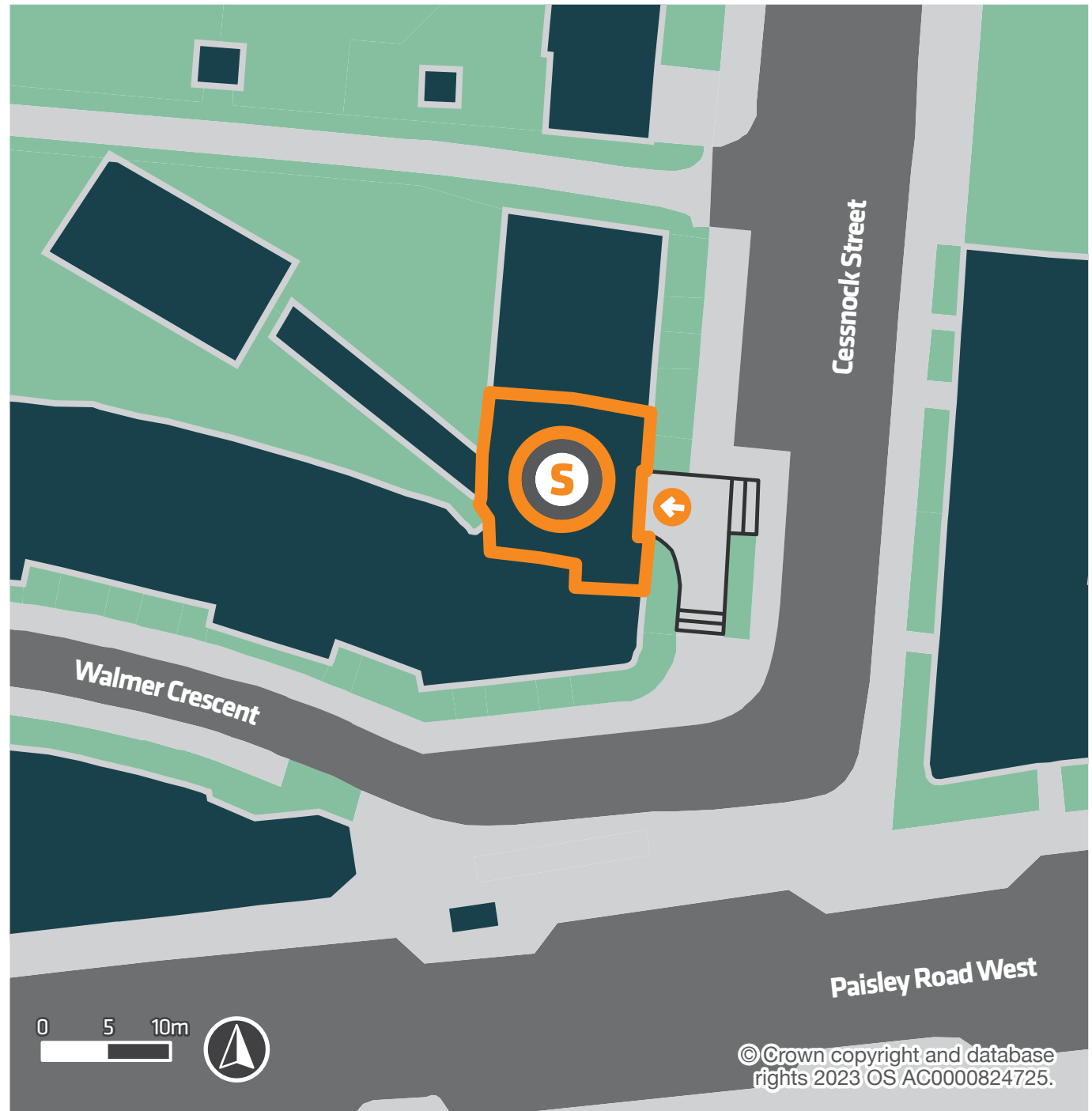
There is no step free access to this station.

There are no designated parking facilities available at this station.

There is no designated pick up/set down area at this station.

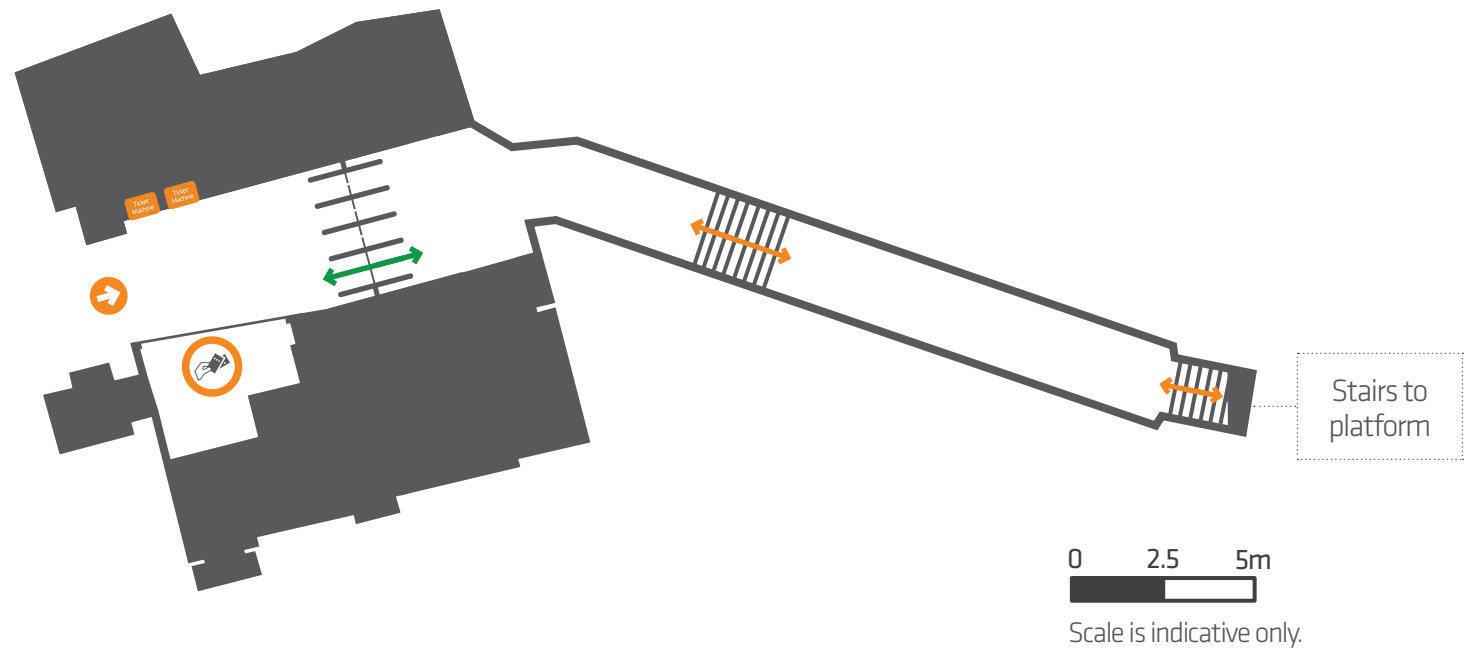
Access to the ticketing concourse

Two sets of steps provide access to the station entrance: One from Cessnock Street and to the south from Walmer Crescent. There are eight steps from street level to the entrance to the ticket office at each entrance point.



© Crown copyright and database rights 2023 OS AC0000824725.

Cessnock Subway station Ticketing concourse diagram



Station Entrance



Tickets & Information



Ticket Machine



Direction of travel



Ticket gate



Wide ticket gate



Stairs



Staff only areas

Cessnock Subway station

Ticketing concourse description

Ticketing concourse

The ticket office is to the right of the entrance.

Two ticket vending machines are located to the left of the entrance, opposite the ticket office.

Anti-reflective, slip resistant flooring is provided throughout the station.

White wayfinding tiles in the floor guide passengers to the ticket office and ticket gate-line.

Platform access is via a ticket gate-line with ticket validators. When entering or leaving the station, customers should always hold their ticket to the validator until the gate opens.

The ticket gate-line is to the right of the ticket office, or straight on from the entrance, when entering the station. The ticket gate-line is made up of four ticket gates.

One entry gate is extra wide to aid passengers travelling with mobility aids, young children or bags. The wide ticket gate is the gate closest to the ticket office. It is the left-hand gate on entering the station and the right-hand gate on leaving.

Stair or escalator access to platform

Stairs provide access to the platform.

Ahead of the ticket-gate line a short corridor connects to a flight of stairs with seven steps.

Straight ahead the bottom of the stairs is a longer corridor leading to a second flight of stairs with 16 steps, leading to the platform.

All stairs have 30-point colour contrast stair nosing.

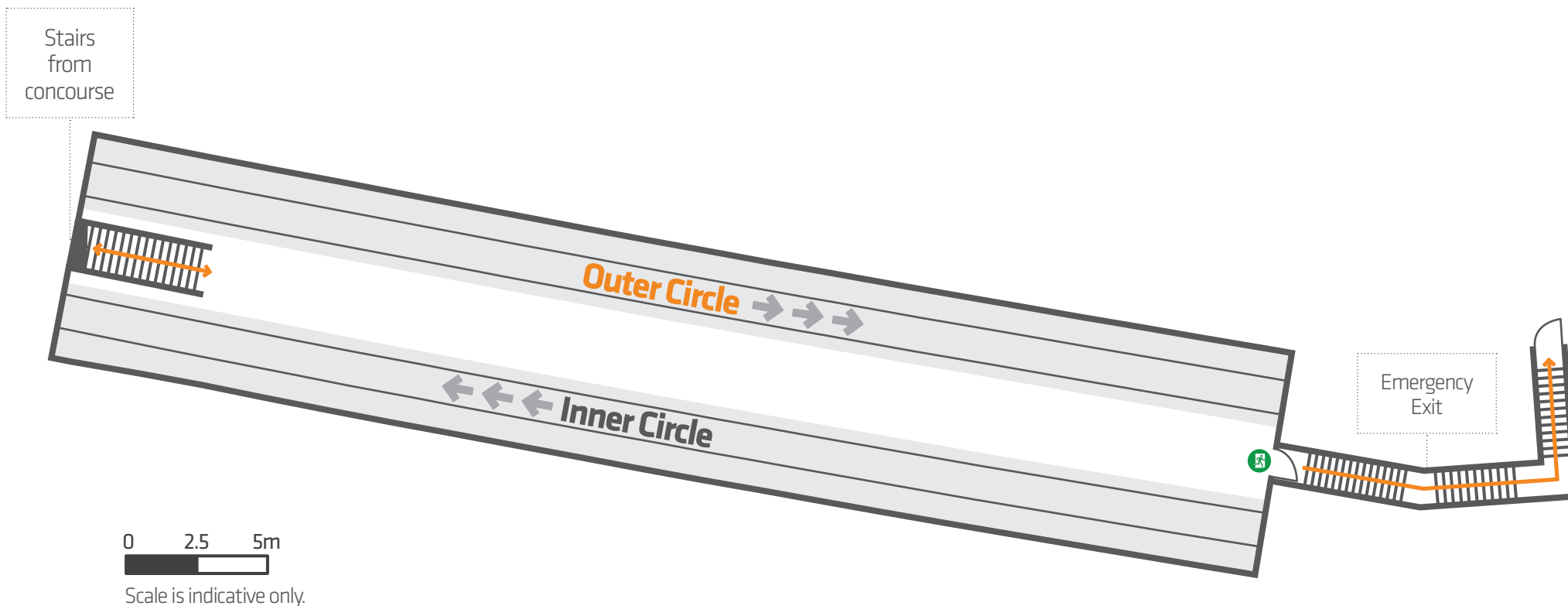
Corduroy tactile tiles indicate the bottom and top of each flight of stairs.

All stairs have double height handrails which are non-reflective and not "cold to touch".

Lift access to platform

There is no lift access to the platforms.

Cessnock Subway Station Platform diagram



0 2.5 5m
Scale is indicative only.



Cessnock Subway station

Platform description

Platform

This station has one island platform. This provides access to trains on both the Inner and Outer circles.

The Inner circle train will depart from the right-hand side of the platform when the passenger accesses platform level.

The Outer circle train will depart from the left-hand side of the platform when the passenger accesses platform level.

Platforms are tiled with anti-reflective, slip resistant tiles.

Blister tactile tiles and white edge marking are provided along the full length of both sides of the island platform to indicate the platform edge.

Customer information systems display the wait time to next train.

The emergency escape route from the platform is via the escape door at the opposite end of the platform from the access stair.

Other information

The station is staffed.

An induction loop is provided at the ticket office window.

Wi-Fi is available in the station.

Audio information announcements are made in the station.

No public toilet facilities are available.