



Shields Road

Subway Station Access Guide

Station

A multi-level Subway station on Scotland Street.

The station has one platform to access trains on both the Inner and Outer circles.

Access to the Subway Station is from the eastern corner of the building on Scotland Street, with an entrance from Scotland Street and another from the paved area between the station building and the multi-storey car park building.

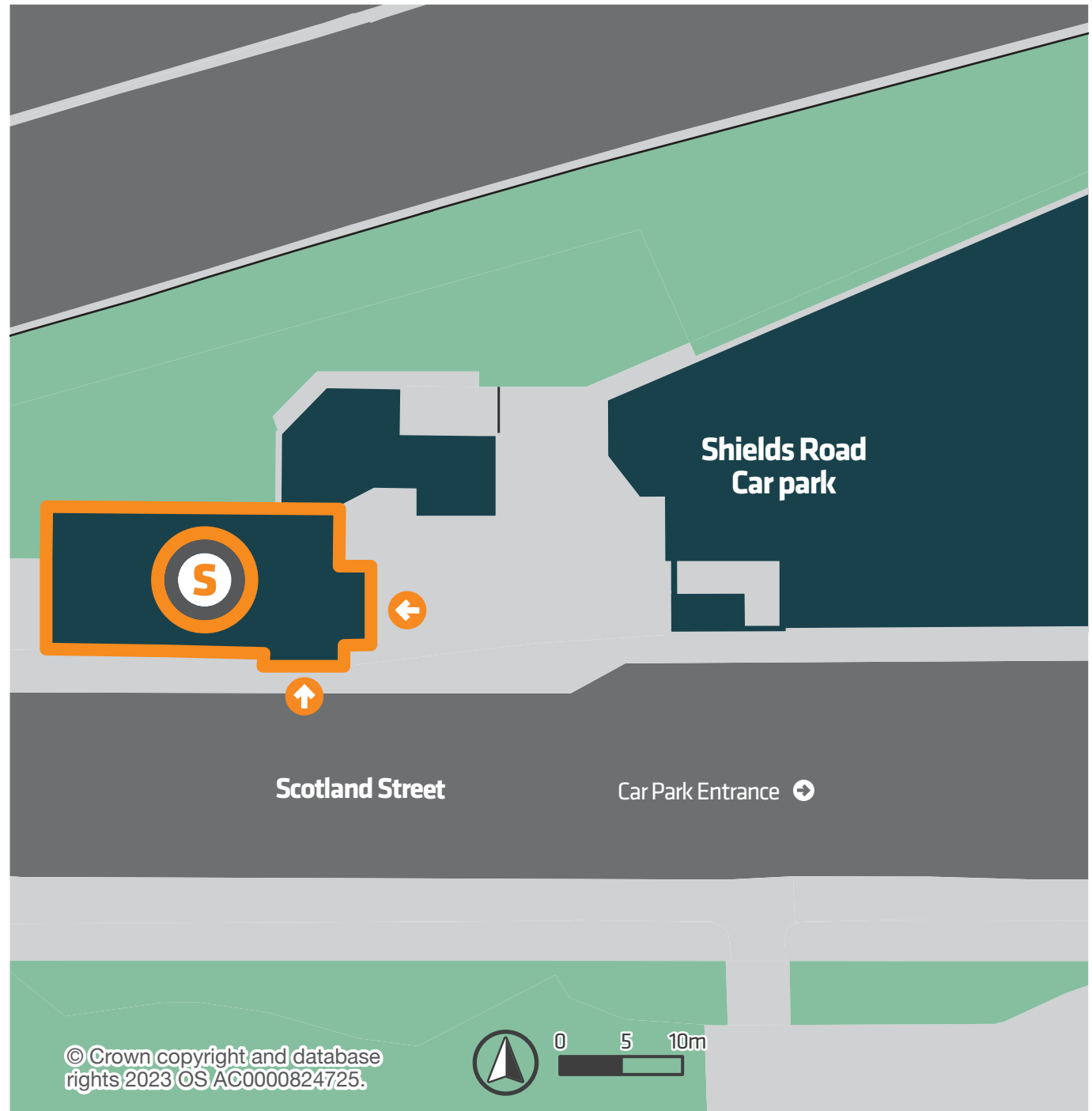
839 carparking spaces are provided to the east of the station building, in a multi-storey carpark facility and a surface carpark. There is a lift to all levels in the multi-storey carpark at the side of the building closest to the station. 12 accessible parking spaces for use by blue badge holders and four parent and child spaces are provided on the ground floor of the multi-storey car park.

A barrier-controlled entrance provides access to both the multi-storey and surface car parks from Scotland Street. Car park exit is also onto Scotland Street via a separate barrier-controlled exit.

The carpark is a [Park Mark Safer Parking](#) and [Park Access](#) accredited car park.

Access to the ticketing concourse

Level, step free access to the ticket concourse is provided from Scotland Street and from both the multi-storey and surface car parks.



Shields Road Subway station Ticketing concourse diagram



Shields Road Subway station

Ticketing concourse description

Ticketing concourse

When entering the station concourse from the paved area between the station and the multi-story carpark, the ticket office is to the right. On entering from Scotland Street, the ticket office is straight ahead slightly to the left. Two ticket vending machines are located opposite of the ticket office.

Anti-reflective, slip resistant flooring is provided throughout the station.

White wayfinding tiles in the floor guide passengers to the ticket office and ticket gate-line.

Platform access is via a ticket gate-line with ticket validators. When entering or leaving the station, customers should always hold their ticket to the validator until a sound is issued and the gate opens.

The ticket-gate line is to the left of the ticket office. The ticket gate-line is made up of four entry gates.

One entry gate is extra wide to aid passengers travelling with mobility aids, young children or bags.

The wide gate is second from the right when facing the gate-line.

Stair or escalator access to platform

Three flights of stairs provide access to the platform.

Escalators are available alongside the uppermost two flights.

Escalators and two flights provide access between the main concourse and the lower concourse. Both flights of stairs have 10 steps with a small landing between them.

The down escalator is ahead to the right after passing through the ticket gates. The up escalator is ahead to the left after passing through the ticket gates.

The stairs are between the escalators. Double height handrails, which are non-reflective and not “cold to touch”, are provided on the right of both flights of stairs when going down the stairs and on the left when going up the stairs.



At the bottom of the escalators and stairs a left turn provides access to a corridor at the end of which another left turn is needed to access the stairs to the platform.

There are 15 steps between the lower concourse and the platform. Double height handrails which are non-reflective and not “cold to touch” are provided.

Lift access to platform

There is no lift access to the platform.

Shields Road Subway station Platform diagram



Shields Road Subway station

Platform discription

Platform

This station has one island platform. This provides access to trains on both the Inner and Outer circles.

The Inner circle train will depart from the left-hand side of the platform when the passenger accesses platform level.

The Outer circle train will depart from the right-hand side of the platform when the passenger accesses platform level.

Platforms are tiled with anti-reflective, slip resistant tiles.

Blister tactile tiles and white edge marking are provided along the full length of both sides of the island platform to indicate the platform edge.

Customer information systems display the wait time to next train.

The emergency escape route from the platform is via the escape door at the opposite end of the platform from the access stair.

Other information

The station is staffed.

An induction loop is provided at the ticket office window.

Wi-Fi is available in the station.

Audio information announcements are made in the station.

No public toilet facilities.